

New

CE



Supplied with Calibration certificate

AMI 300

Multifunction



Connection



- Interchangeable measurement modules**
1 instrument = more than 1 range and 1 parameter available.
- Wireless connection**
Instrument / PC
Instrument / Probe
- Smart-plus system**
Probes automatically recognized when connected to the instrument.

The multifunctions

AMI 300



AMI 300 CLA and AMI 300 CRF



AMI 300 STD and AMI 300 SRF



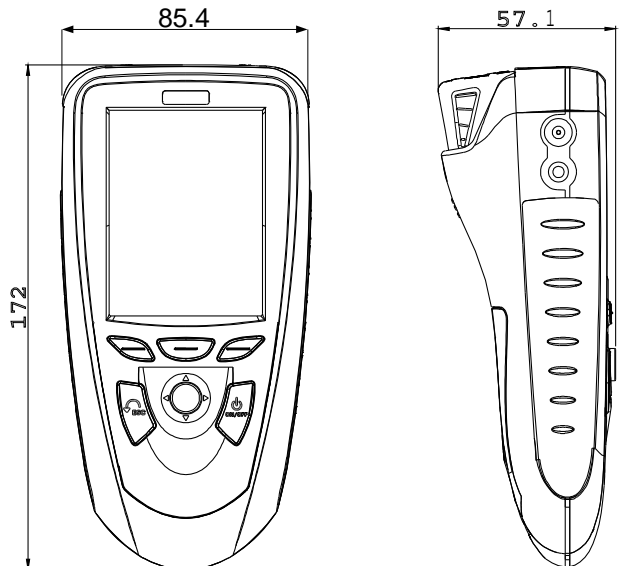
AMI 300 PRO and AMI 300 PRF



Dimensions

• Front view

• Side view



Functions



Manometer

PRESSURE

- Automatic or manual self-calibration
- Selection of units
- Pressure integration (0 to 9)
- Point/point, automatic point/point, automatic average
- Minimum / maximum values, hold, standard deviation
- Storage



AIR VELOCITY AND AIRFLOW

- Selection of Pitot tube, Debimo blades, hotwire or factor for other sensing elements
- Selection of duct type
- Selection of units
- Point/point, automatic point/point, automatic average
- Manual or automatic temperature balancing
- Manual air pressure balancing
- K2 factor
- Minimum / maximum values, hold, standard deviation
- Storage



Thermo-hygrometer



HYGROMETER

- Selection of units
- Minimum / maximum values and hold function
- Storage

PSYCHROMETER

- Dew point, wet temperature, enthalpy, absolute temperature
- Minimum / maximum values and hold function
- Storage

WBGT index

For hygrometry probe with black ball.

- Calculation of comfort index inside / outside
- Storage



Air Quality

CLIMATIC CONDITIONS MODULE

- Selection of units
- Minimum / maximum values and hold function
- Storage

AIR QUALITY PROBES

- Audible Alarm (2 setpoints)
- CO maximum
- Selection of units
- Minimum / maximum values and hold function
- Storage



Current / voltage module

- Adjustable ranges
- Minimum / maximum values and hold function
- Storage



Thermometer

Thermocouple module, Pt100 and thermocouple temperature probes

- Dynamic delta T
- Selection of units
- Minimum / maximum values and hold function
- Alarme (upper and lower setpoints)
- Storage
- Calculation of U-value

Datalogger-10



- Multi-parameters recording
- Manual and automatic storage
- Memory : up to 12,000 measurement points or 50 datasets
- User-friendly with printing of customized report
- Management of instruments pool, follow-up of calibration periods
- Intervention planning
- Wired or wireless interface

Technical features

Sensing elements

Pressure module Piezoresistive sensor

- Overpressure allowed ± 500 Pa : 250 mbar
- Overpressure allowed ± 2500 Pa : 500 mbar
- Overpressure allowed $\pm 10,000$ Pa : 1,200 mbar
- Overpressure allowed ± 500 mbar : 2 bar
- Overpressure allowed $\pm 2,000$ mbar : 6 bar

Hotwire : Thermistance with a negative temperature coefficient.

Ambient temperature : Pt100 1/3 Din.

Ø 70 and 100 mm vane probes : Hall effect sensor

Ambient temperature : Pt100 class A.

Ø 14 mm vane probe : Proximity sensor

Ambient temperature : Pt100 class A.

Hygrometry/Temp. Probe : capacitive sensor, Pt100 1/3 DIN

Thermocouple probes : type K, J and T class 1

Pt100 probes Smart-plus : Pt100 class 1/3 Din

Climatic conditions module

Hygrometry : capacitive sensor

Temperature : semiconductor sensor

Air pressure : piezoresistive sensor

Air quality probes

CO₂ : NDIR sensor

CO : electrochemical sensor

Temperature : Pt100 class A

Hygrometry : capacitive sensor

Climatic conditions module

Hygrometry : capacitive sensor

Temperature : semiconductive sensor

Air pressure : piezoresistive sensor

Multifunction probe

Air velocity : Thermistance with a negative temperature coefficient.

Hygrometry/Temp. : capacitive sensor, Pt100 1/3 DIN

Tachometry probe

Optical : optical sensor

Contact : optical probe with ETC adaptor

Instrument connections.....On the top :

2 secured mini-DIN connectors for SMART-Plus probes

Left side :

1 USB port for KIMO cable only

1 power supply plug

Module connections.....Thermocouple

4 inputs for compensated miniature plug of thermocouple type K, J or T Class 1 (as per IEC 584-3norm)

Pressure

2 pressure connectors Ø 6,2 mm made of nickelled brass.

2 threaded pressure connectors Ø 4,6 mm made of nickelled brass

+ 1 thermocouple temperature input for miniature connectors

Current / voltage module

2 stereo jacks

Display.....Graphic display 320x240 pixels

Dim. 70 x 52 mm, color display

Display of 6 measurements (including 4 simultaneously)

Housing

IP54, ABS shock-proof

Keypad.....Metal-coated, 5 keys, 1 joystick

Conformity.....Electromagnetical compatibility

(NF EN 61326-1 norm)

Power supply.....4 alkaline batteries 1,5V LR6

Operating environment.....Neutral gas

Operating temperature.....from 0 to 50°C










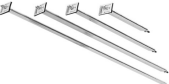



Storage temperature.....from -20 to +80°C

Auto shut-off.....adjustable from 0 to 120 min

Weight.....380g

Languages.....French, English, Dutch, German, Italian, Spanish, Portuguese, Swedish, Norwegian, Finn, Danish

Specifications

	Measuring units	Measuring range	Accuracy*	Resolutions
PRESSURE				
	Pa, mmH ₂ O, In WG, mbar, hPa, mmHg, DaPa, kPa	from 0 to ±500 Pa from 0 to ±2500 Pa from 0 to ±10,000 Pa	±100 Pa : ±0.2% reading ±0.8Pa, beyond ±0.2% reading ±1.5Pa, ±0.2% of reading ±2Pa ±0.2% of reading ±10Pa	0.1 Pa from -100 to +100 Pa, 1 Pa beyond
	mmH ₂ O, In WG, mbar, hPa, mmHg, DaPa, kPa, PSI bar, In WG, mbar, hPa, mmHg, kPa, PSI	from 0 to ±500 mBar from 0 to ±2000 mBar	±0.2% of reading ±0.5mBar ±0.2% of reading ±2mBar	0.1mBar 1mBar
CURRENT/VOLTAGE				
	V, mA	from 0 to 2,5 V from 0 to 10 V from 0 to 4/20 mA	±2mV ±10mV ±0.01mA	0.001 V 0.01 V 0.01 mA
THERMOCOUPLE				
	°C, °F	K : from -200 to +1,300°C J : from -100 to +750°C T : from -200 to +400°C	±1.1°C or ±0.4% of reading** ±0.8°C or ±0.4% of reading** ±0.5°C or ±0.4% of reading**	0.1 °C 0.1 °C 0.1 °C
CLIMATIC CONDITIONS				
	Hygro. %RH Temp. °C, °F Air pressure hPa	from 5 to 95%RH from -20 to +80°C from 800 to 1100 hPa	See datasheet interchangeable measurement modules	0.1 %RH 0.1 °C 1 hPa
HOTWIRE - Standard and telescopic -				
	Air velocity	m/s, fpm, Km/h	from 0.15 to 3 m/s from 3.1 to 30 m/s	±3% of reading ±0.03 m/s ±3% of reading ±0.1 m/s
	Temperature	°C, °F	from -20 to +80°C	±0.3% of reading ±0.25°C
	Airflow	m ³ /h, cfm, l/s, m ³ /s	from 0 to 99,999 m ³ /h	±3% of reading ±0.03*area(cm ²)
Ø 100 mm VANE PROBE				
	Air velocity	m/s, fpm, Km/h	from 0,25 to 3 m/s from 3,1 to 35 m/s	±3% of reading ±0,1m/s ±1% of reading ±0,3m/s
	Temperature	°C, °F	from -20 to +80°C	±0.4% of reading ±0.3°C
	Airflow	m ³ /h, cfm, l/s, m ³ /s	from 0 to 99,999 m ³ /h	±3% of reading ±0.03*area (cm ²)
Ø 70 mm VANE PROBE				
	Air velocity	m/s, fpm, Km/h	from 0,25 to 3 m/s from 3,1 to 35 m/s	±3% of reading ±0,1m/s ±1% of reading ±0,3m/s
	Temperature	°C, °F	from -20 to +80°C	±0.4% of reading ±0.3°C
	Airflow	m ³ /h, cfm, l/s, m ³ /s	from 0 to 99,999 m ³ /h	±3% of reading ±0.03*area (cm ²)
Ø 14 mm VANE PROBE				
	Air velocity	m/s, fpm, Km/h	from 0,8 to 3 m/s from 3,1 to 25 m/s	±3% of reading ±0,1m/s ±1% of reading ±0,3m/s
	Airflow	m ³ /h, cfm, l/s, m ³ /s	from 0 to 99,999 m ³ /h	±3% of reading ±0.03*area (cm ²)
	Temperature	°C, °F	from -20 to +80°C	±0.4% of reading ±0.3°C
PITOT TUBE				
	Air velocity	m/s, fpm, Km/h, mph	from 2 to 5 m/s from 5.1 to 100 m/s	±0.3 m/s ±0.5% of reading ±0.2m/s
	Airflow	m ³ /h, cfm, l/s, m ³ /s	from 0 to 99,999m ³ /h	±0.2% of reading ±1% PE
DEBIMO blades				
	Air velocity	m/s, fpm, Km/h, mph	from 4 to 20 m/s from 21 to 100 m/s	±0.3 m/s ±1% of reading ±0.1m/s
	Airflow	m ³ /h, cfm, l/s, m ³ /s	from 0 to 99,999m ³ /h	±0.2% of reading ±1% PE
Air quality probes : CO / CO₂ / temperature / Hygrometry				
	Temperature	°C, °F	from -20 to +80°C	See related datasheet
	CO ₂	ppm	from 0 to 5000 ppm	"Portable probes"
	CO	ppm	from 0 to 1,000 ppm	
	Relative humidity	%RH	from 5 to 95%RH	
STANDARD HYGROMETRY probe				
	STD	Relative humidity %RH	from 3 to 98 %RH	See related datasheet
		Absolute humidity / enthalpy g/Kg / Kj/Kg	According to temperature and hygrometry measuring ranges	"Portable probes"
		Dew point °C _{td} , °F _{td}	from -50 to +80°C _{td}	±0.6% of reading ±0.5°C _{td}
		Ambient temperature °C, °F	from -20 to	±0.3% of reading ±0.25°C
HIGH TEMPERATURE HYGROMETRY probe				
	H.T	Relative humidity %RH	from 3 to 98 %RH	See related datasheet
		Absolute humidity / enthalpy g/Kg / Kj/Kg	According to temperature and hygrometry measuring ranges	"Portable probes"
		Dew point °C _{td} , °F _{td}	from -50 to +80°C _{td}	±0.6% of reading ±0.5°C _{td}
		Ambient temperature °C, °F	from -40 to +180°C	±0.3% of reading ±0.25°C
TACHOMETRY probe (See datasheet "Portable probes")				
MULTIFUNCTION probes (See datasheet "Portable probes")				
Pt100 Smart-Plus probes (See related datasheet)				

*All accuracies indicated in this document were stated in laboratory conditions and can be guaranteed for measurements carried out in the same conditions, or carried out with required compensation.
**The accuracy is expressed either by a deviation in °C, or by a percentage of the value concerned. Only the bigger value is considered.

Supplied with ...

● Supplied with ○ Option

DESCRIPTION	AMI 300	AMI 300 CLA	AMI 300 STD	AMI 300 PRO	AMI 300 CRF	AMI 300 SRF	AMI 300 PRF
Pressure module from 0 to ±500 Pa	○	○	○	●	○	○	●
Pressure module from 0 to ±2500 Pa	○	○	○	○	○	○	○
Pressure module from 0 to ±10000 Pa	○	○	●	○	○	●	○
Pressure module from 0 to ±500 mBar	○	○	○	○	○	○	○
Pressure module from 0 to ±2000 mBar	○	○	○	○	○	○	○
Current / voltage module	●	●	●	●	●	●	●
Thermocouple module	○	○	○	○	○	○	○
Climatic conditions module	○	○	○	○	○	○	○
2x1 m silicone tube Ø 4 x 7 mm	○	○	●	●	○	●	●
Stainless steel tips Ø 6 x 100 mm	○	○	○	○	○	○	○
Pitot tube Ø 6mm, lg. 300 mm	○	○	●	○	○	○	○
Pitot tube Ø 6mm, lg. 300 mm T	○	○	○	●	○	○	○
Pitot tube Ø 6mm, lg. 300 mm S	○	○	○	○	○	○	○
Optical tachometry probe	○	○	○	○	○	○	○
ETC adaptor	○	○	○	○	○	○	○
Reflective tape	○	○	○	○	○	○	○
Standard hotwire	○	●	●	○	●	●	○
Straight extension for hotwire	○	●	○	○	●	●	○
Telescopic gooseneck-shaped hotwire	○	○	○	●	○	○	●
SMART-Plus Ø 14 mm vane probe	○	○	○	○	○	○	○
Telescopic SMART-Plus Ø 14 mm vane probe	○	○	○	○	○	○	○
SMART-Plus Ø 70 mm vane probe	○	●	○	○	○	○	○
Wireless Ø 70 mm vane probe	○	○	○	○	●	○	○
SMART-Plus Ø 100 mm vane probe	○	○	●	●	○	○	○
Wireless Ø 100 mm vane probe	○	○	○	○	○	●	●
SMART-Plus standard hygrometry probe	○	●	●	○	○	○	○
Wireless standard hygrometry probe	○	○	○	○	●	●	○
SMART-Plus high temperature hygrometry probe	○	○	○	●	○	○	○
Wireless high temperature hygrometry probe	○	○	○	○	○	○	●
SMART-Plus Pt100 temperature probe	○	○	○	○	○	○	○
Wireless Pt100 temperature probe	○	○	○	○	○	○	○
Thermocouple K, J and T probe	○	○	○	○	○	○	○
CO ₂ / temperature probe	○	○	○	○	○	○	○
CO / temperature probe	○	○	○	○	○	○	○
CO ₂ / temperature / Hygrometry probe	○	○	○	○	○	○	○
Air velocity/ Temperature / Hygrometry probe	○	○	○	○	○	○	○
8 rechargeable batteries with charger	○	○	○	○	○	○	○
Calibration certificate	●	●	●	●	●	●	●
Transport case	●	●	●	●	●	●	●

Accessories (See related datasheet)

Datalogger-10 Datalogger-10 PC software for data recording and processing. Wired (LPCF) or wireless (LPCR) interface.	KPIJ 20 - 50 - 100 - 200 - 600 Ammeter clamp with PVC cable lg. 2m and jack connector.	RTS Telescopic extension, length 1 m, bent at 90° for measuring probe.	BNF Hotwire cleaning spray	K 25 - 35 - 75 - 120 - 150 Airflow cones (See related datasheet)
CE 300 Hands-free protective cover	GST Silicone heat conductive grease for temperature probes	ADS Adaptor for power supply 230 Vac	See related datasheet Silicone tube and crystal flexible tube	See related datasheet Debimo airflow blades of different sizes
BN Black ball Ø 150mm with junction for temperature probe Ø 4,5mm. Further dimensions available.	RD 300 Straight extension for hotwire Ø 10 mm. lg. 300 mm	JAC Set of 4 LR6 batteries	CHA 4 batteries charger	

Warranty period

Instruments have 1-year guarantee for any manufacturing defect (return to our After-Sales Service required for appraisal).

www.kimo.fr

Distributed by :

EXPORT DEPARTMENT

Tel : + 33. 1. 60. 06. 69. 25 - Fax : + 33. 1. 60. 06. 69. 29

e-mail : export@kimo.fr

