



Supplied with Calibration certificate

VT 200 Thermo-Anemometer

New



Advantages

- Interchangeable measurement modules
- User-friendly (Joystick navigation)
- Large graphic display
- Blue backlight
- Up to 8,000 measurement points
- Up to 6 measurements simultaneously
- Instrument/PC wireless communication

Connection



Interchangeable measurement modules
1 instrument = more than 1 range and 1 parameter available.



Wireless connection
Instrument / PC
Instrument / Probe



Smart-plus system
Probes automatically recognized when connected to the instrument.

The thermo-anemometers

VT 200 F - Current/voltage module - Standard hotwire



VT 200 TF - Current/voltage module - Telescopic gooseneck-shaped hotwire



VT 200 H - Current/voltage module - Ø 70 mm vane probe



VT 200 L - Current/voltage module - Ø 100 mm vane probe



VT 200 P - Current/voltage module - Ø 14 mm vane probe




VT 200 TP - Current/voltage module - Telescopic Ø 14 mm vane probe



Thermocouple temperature module - 4 channels



Wired or wireless Pt100 probes - Large choice



Wireless vane probes - Ø 70 mm or Ø 100 mm



Functions



Thermo-anemometer



- Selection of hotwire, duct or K factor
- Airflow in ducts and with cones
- Automatic average
- Point/point average
- Automatic point/point average
- Built-in Pt100 temperature probe
- Minimum / maximum values and hold function
- K2 factor
- Storage

Current / voltage module

- Adjustable ranges
- Minimum / maximum values and hold function
- Storage



Thermometer

THERMOCOUPLE MODULE

- Dynamic delta T
- Audible Alarm (lower and upper setpoints)
- Selection of units
- Minimum / maximum values and hold function
- 4-channels storage of thermocouple K, J and T

TEMPERATURE PROBES

- Dynamic delta T
- Audible Alarm (lower and upper setpoints)
- Selection of units
- Minimum / maximum values and hold function
- Storage

Datalogger-10

- Multi-parameters recording
- Manual and automatic storage
- Memory : up to 8,000 measurement points or 50 datasets
- User-friendly with printing of customized report
- Management of instruments pool, follow-up of calibration periods
- Intervention planning
- Wired or wireless interface Multi-parameters recording
- Manual and automatic storage
- Memory : up to 8,000 measurement points or 50 datasets
- User-friendly with printing of customized report
- Management of instruments pool, follow-up of calibration periods
- Intervention planning
- Wired or wireless interface



Technical features

Sensing elements

Hotwire :

Air velocity : Thermistance with a negative temperature coefficient.
Ambient temperature : Pt100 1/3 Din.

Ø 70 and 100 mm vane probes : Hall effect sensor
Ambient temperature : Pt100 class A.

Ø 14 mm vane probe : Proximity sensor
Ambient temperature : Pt100 class A.

Thermocouple probes : type K, J and T class 1

Pt100 probes Smart-plus : Pt100 class 1/3 Din

VT200 connection

On the top :

2 secured mini-DIN connectors for SMART-Plus probes

Left side :

1 USB port for KIMO cable only

1 power supply plug

Interchangeable measurement modules

Thermocouple module :

Connection : 4 inputs for compensated miniature plug of thermocouple type K, J or T Class 1 (as per IEC 584-3 norm)

Current / voltage module :

Connection : 2 stereo jacks

Display

Graphic display 128x128 pixels

Dim. 50 x 54 mm

Blue backlight

Display of 6 measurements (including 4 simultaneously)

Housing

ABS shock-proof
IP54

Keypad

Metal-coated,
5 keys
1 joystick

Conformity

Electromagnetical compatibility
(NF EN 61326-1 norm)

Power supply

4 alkaline batteries 1,5V LR6

Operating environment

Neutral gas

Operating temperature

from 0 to +50°C

Storage temperature

from -20 to +80°C

Auto shut-off

adjustable from 0 to 120 min

Weight

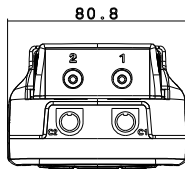
340g

Languages

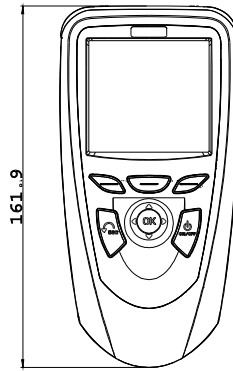
French, English, Dutch, German, Italian,
Spanish, Portuguese, Swedish, Norwegian, Finn, Danish

Dimensions

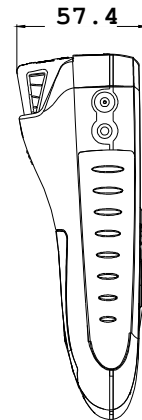
• Top view










• Front view



• Side view



Specifications

	Measuring units	Measuring range	Accuracy*	Resolutions
CURRENT / VOLTAGE				
	V, mA	from 0 to 2.5 V from 0 to 10 V from 0 to 4/20 mA	±2mV ±10mV ±0.01mA	0.001 V 0.01 V 0.01 mA
THERMOCOUPLE (See related datasheet)				
	°C, °F	K: from -200 to 1300°C J: from -100 to 750°C T: from -200 to 400°C	±1.1°C or ±0.4% of reading** ±0.8°C or ±0.4% of reading** ±0.5°C or ±0.4% of reading**	0.1 °C 0.1 °C 0.1 °C
HOTWIRE - Standard and telescopic -				
	Air velocity	m/s, fpm, Km/h	from 0.15 to 3 m/s from 3.1 to 30 m/s	±3% of reading ±0.03 m/s ±3% of reading ±0.1 m/s
	Temperature	°C, °F	from -20 to +80°C	±0.3% of reading ±0.25°C
	Airflow	m³/h, cfm, l/s, m³/s	from 0 to 99,999 m³/h	±3% of reading ±0.03*area(cm²)
Ø 100 mm VANE PROBE				
	Air velocity	m/s, fpm, Km/h	from 0,25 to 3 m/s from 3,1 to 35 m/s	±3% of reading ±0,1m/s ±1% of reading ±0,3m/s
	Temperature	°C, °F	from -20 to +80°C	±0.4% of reading ±0.3°C
	Airflow	m³/h, cfm, l/s, m³/s	from 0 to 99,999 m³/h	±3% of reading ±0.03*area(cm²)
Ø 70 mm VANE PROBE				
	Air velocity	m/s, fpm, Km/h	from 0,3 to 3 m/s from 3,1 to 35 m/s	±3% of reading ±0,1m/s ±1% of reading ±0,3m/s
	Temperature	°C, °F	from -20 to +80°C	±0.4% of reading ±0.3°C
	Airflow	m³/h, cfm, l/s, m³/s	from 0 to 99,999 m³/h	±3% of reading ±0.03*area(cm²)
Ø 14 mm VANE PROBE				
	Air velocity	m/s, fpm, Km/h	from 0,8 to 3 m/s from 3,1 to 25 m/s	±3% reading ±0,1m/s ±1% reading ±0,3m/s
	Temperature	°C, °F	from -20 to +80°C	±0,4% of reading ±0,3°C
	Airflow	m³/h, cfm, l/s, m³/s	from 0 to 99,999 m³/h	±3% of reading ±0.03*area(cm²)
WIRE OR WIRELESS Pt100 (See related datasheet)				
	°C, °F	from -50 to +250°C (According to model)	±0.3% of reading ±0.25°C (According to model)	0.01 °C

*All accuracies indicated in this document were stated in laboratory conditions and can be guaranteed for measurements carried out in the same conditions, or carried out with required compensation.
**The accuracy is expressed either by a deviation in °C, or by a percentage of the value concerned. Only the bigger value is considered.

Supplied with ...

Large choice of temperature probes
(See related datasheet) :













- ambient
- contact
- penetration
- Food industry penetration
- General use



● Supplied with ... ○ Option

DESCRIPTION	VT 200 F	VT 200 H	VT 200 L	VT 200 P	VT 200 TP	VT 200 TF	VT 200
Current / Voltage module	●	●	●	●	●	●	●
Thermocouple temperature module	○	○	○	○	○	○	○
Standard hotwire	●	○	○	○	○	○	○
Straight extension (for hotwire and Ø 14 mm vane probe)	●	○	○	●	○	○	○
Telescopic gooseneck-shaped hotwire	○	○	○	○	○	●	○
Ø 14 mm vane probe SMART-Plus	○	○	○	●	○	○	○
SMART-Plus Telescopique Ø 14 mm vane probe	○	○	○	○	●	○	○
SMART-Plus Ø 70 mm vane probe	○	●	○	○	○	○	○
SMART-Plus Ø 100 mm vane probe	○	○	●	○	○	○	○
SMART-Plus Pt 100 temperature probe	○	○	○	○	○	○	○
Wireless Ø 70 mm vane probe	○	○	○	○	○	○	○
Wireless Ø 100 mm vane probe	○	○	○	○	○	○	○
Wireless PT 100 temperature probe	○	○	○	○	○	○	○
8 rechargeable batteries with charger	○	○	○	○	○	○	○
Thermocouple probes	○	○	○	○	○	○	○
Current / voltage cable	●	●	●	●	●	●	●
Calibration certificate	●	●	●	●	●	●	●
Transport case	●	●	●	●	●	●	●

Accessories (See related datasheet)

Datalogger-10 Datalogger-10 PC software for data recording and processing. Wired (LPCF) or wireless (LPCR) interface. 	KPIJ 20 - 50 - 100 - 200 - 600 Ammeter clamp with PVC cable lg. 2m and jack connector. 	RTS Telescopic extension, length 1 m, bent at 90° for measuring probe. 	CTC-P Input current/voltage cable 
CE 200 Hands-free protective cover 	GST Silicone heat conductive grease for temperature probes 	ADS Adaptor for power supply 230 Vac 	K 25 - 35 - 75 - 120 - 150 Air flow cone (See related datasheet) 
RD 300 Straight extension Ø 10 mm. lg. 300 mm for hotwire and Ø 14 mm vane probe 	JAC Set of 4 LR6 batteries 	CHA 4 batteries charger 	BNF Hotwire cleaning spray 

Warranty period

Instruments have 1-year guarantee for any manufacturing defect (return to our After-Sales Service required for appraisal).

www.kimo.fr

Distributed by :

EXPORT DEPARTMENT

Tel : + 33. 1. 60. 06. 69. 25 - Fax : + 33. 1. 60. 06. 69. 29

e-mail : export@kimo.fr

